

Feature -

- water proof IP67 sealed
- capacitive touch key, panel mount
- wire assembly service
- full color LED illuminated available
- recommend operating voltage 2.0~5.5VDC

Application -

- water purifiers
- kitchen appliances
- vending machines and switches
- used in the polluted environment

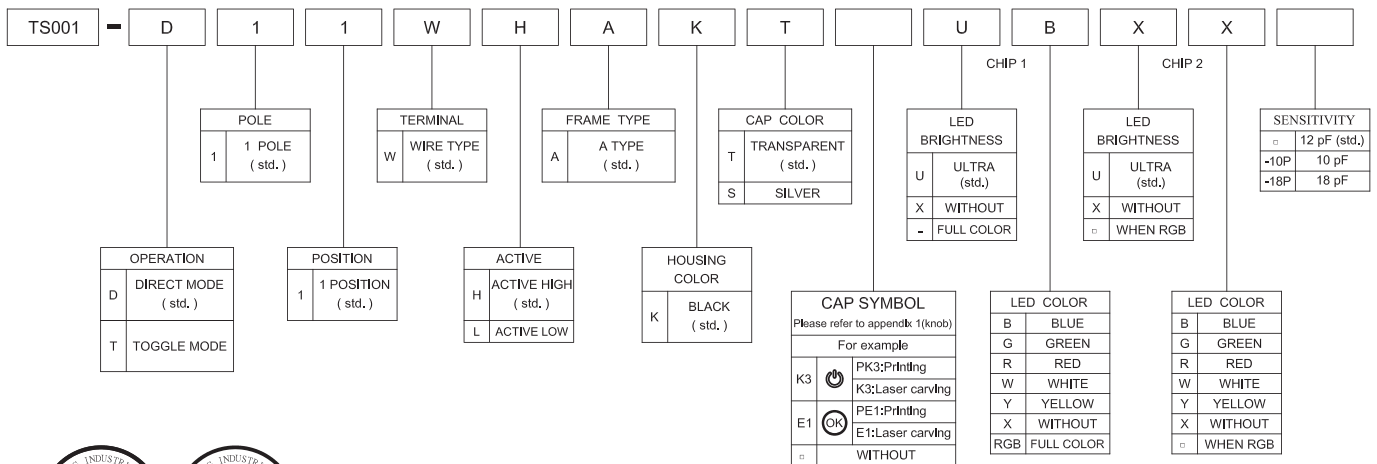
► SPECIFICATIONS

SWITCH SPECIFICATIONS						
POLE - POSITION	One-Channel					
CIRCUIT FEATURE	Capacitive analog signal					
OPERATING TEMPERATURE RANGE	-20°C ~ 70°C					
SEALING	IP67					
ELECTRICAL CHARACTERISTICS						
Symbol	Parameter	Conditions	MIN.	TYP.	MAX.	Units
V _{CC}	Operating voltage		3.0	3.5	5.5	V
F	System oscillator	V _{CC} = 3V		16		KHz
F _{SEN}	Sensor oscillator	V _{CC} =3V, Output no load		1M		Hz
I _{OP}	Operating current	V _{CC} =3V, Output no load		1.5	3.0	uA
V _{IL}	Input ports	Input low voltage	0		0.2	V
V _{IH}	Input ports	Input high voltage	0.8		1.0	V
I _{OL}	Output port sink current	V _{CC} =3V, VOL=0.6V		8		mA
I _{OH}	Output port source current	V _{CC} =3V, VOH=2.4V		-4		mA
T _R	Output response time	V _{CC} =3V			220	mS
R _{PH}	Input pin pull-high resistor	V _{CC} =3V		35K		Ω
R _{PL}	Input pin pull-low resistor	V _{CC} =3V		28K		Ω

LED SPECIFICATIONS						
ATTENTION LEDs are Electrostatic Sensitive devices	(+) ○ — (−)	Unit	Value / LED Color			
			Ultra Green	Ultra Yellow	Ultra Red	
FORWARD CURRENT	I _f	mA	20	20	20	
REVERSE VOLTAGE	V _r	V	5.0	5.0	5.0	
REVERSE CURRENT	I _r	μA	10	10	10	
FORWARD VOLTAGE@20mA	V _f	V	2.1-2.5	2.0-2.5	2.0-2.5	
LUMINOUS INTENSITY@20mA	I _v	mcd	60	120	150	

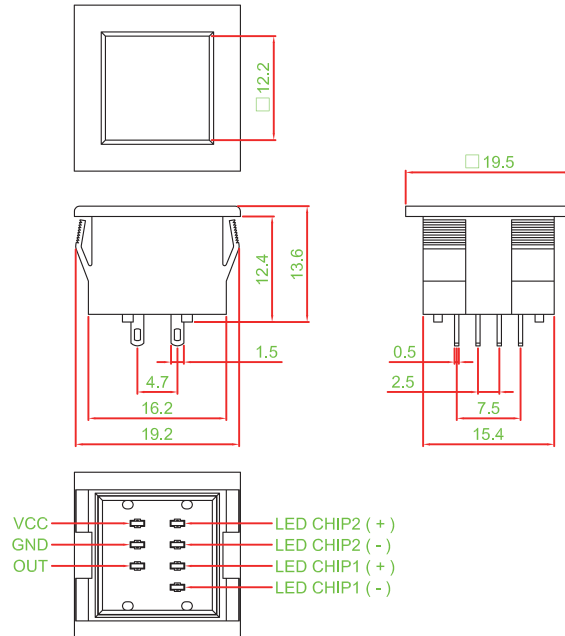

Physical and electrical information of LED will be provided upon customer's request on switches.

► HOW TO ORDER



▶ DIMENSION & FRAME TYPE

TS001 - D11WHAKT□□□□

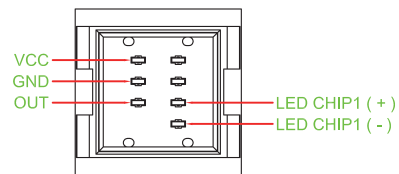


▶ PANEL CUT OUT

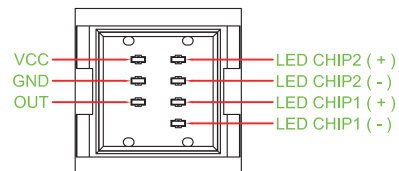
	PANEL THICK	W
	0.75 ~ 1.25	17.6 ~ 17.8
	1.25 ~ 2.0	17.8 ~ 18.0
	2.0 ~ 3.0	18.0 ~ 18.2

▶ CIRCUIT

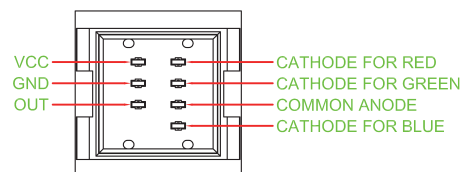
SINGLE COLOR



TWO COLOR

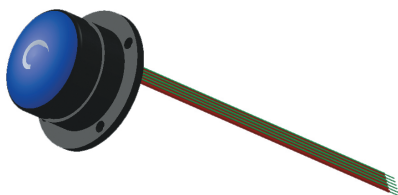


FULL COLOR



▶ MATERIAL

- COVER : PC
- ACTUATOR : POM
- BASE FRAME : PA + GF
- TERMINAL : BRASS SILVER PLATING



CUSTOM-MADE STYLE AVAILABLE

	0	1	2	3	4	5	6	7	8	9	10	11	12	13	14	15	16	17	18	19	
A	0	1	2	3	4	5	6	7	8	9	10	11	12	13	14	15	16	17	18	19	
B	A	B	C	D	E	F	G	H	I	J	CH5	CH6	DSK	PIP	C-KEY	CUT	TAKE	REC	ENG	PROD	
C	K	L	M	N	O	P	Q	R	S	T	REPLAY	RET1	RET2	KEY ON	AUTO TAKE						
D	U	V	W	X	Y	Z	POWER	ON OFF	ON	OFF		USER A	USER B	USER C	USER D	USER E	USER F	USER G	USER H	USER I	
E	OK		Auto	Enter	Start	STOP	OPEN	CLOSE	Exit	Move	USER J										
F	SET	Reset	Light	Alarm	Menu	Next	Back	Delete	Motor	Save											
G	Up	Down	Right	Left	Test	End	Insert	Lock	Print	+/-							IN PORT	SOS		TC	
H	ESC	BC.	HOME	Health	D-LED 2	OC GENE	VIDEO INPUT	clr CMOS	Green Power	Save OK	P1	P2	P3	P4	P5	DC	AC			TURBO	
I				F1	F2	F3	F4	F5	F6	F7	SEEK	TRACK	RNA	AS/RPT	Select		SET	ON	OFF	UP	
J	F8	F9	F10	F11	F12	F13	F14	IN 1	IN 2	IN 3						ON AIR		D.	M.		
K	IN 4	IN 5	IN 6													HDMI	VGA				
L	+	-	x									MON	ITEM	C/S	GAS	PUMP ON/OFF	PURGE	R/HR	PARL	IOD	
M											FILL	LO RANGE	MID RANGE	MID	HI RANGE	GPD	EFF LEVEL				
N																					
O																					
P							Config.	TIME LINE	ME1	ME2											
Q	ME3	ME4	BOND 3D DVE1	BOND 3D DVE2	BUS COLOR	ME BUTTON LINK	*	INSERT	WIPE												
R		ALL		VP		COPY		RECORD MODE													
S			MUTE																		
T		hold	group	m1	m2	m3	m4	m5	t1	t2											
U	s1	s2	chair	undo	redo	touch	store	recall	e1	e2											
V	e3	e4	OC			CLEAR	CROSS WIND	AMMO TEMP	BARO PERSS	AIR TEMP											
W	BORE-SIGHT	CANT	LEAD	RANGE	MRS	ZERO	TEST	UD	LR												
X	ID	Disp	Mf	CALL	.	BAND	SETUP	MODE	LINK	FUNC.											
Y	SHIFT					DEL															
Z			T	RUN	2D	3D	CH1	CH2	CH3	CH4											